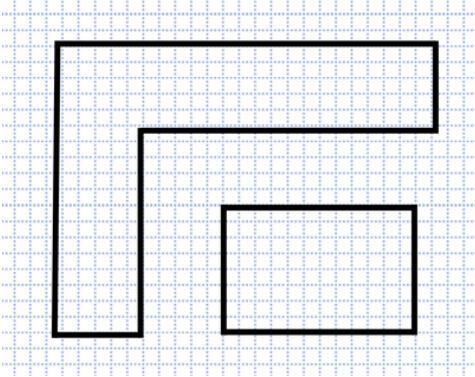
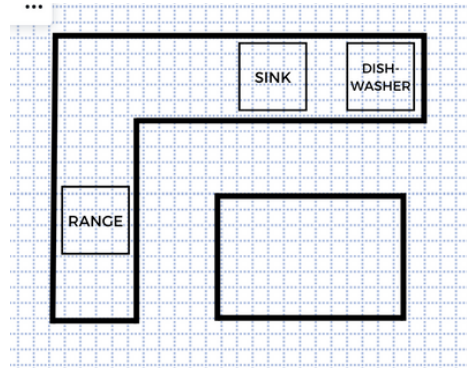


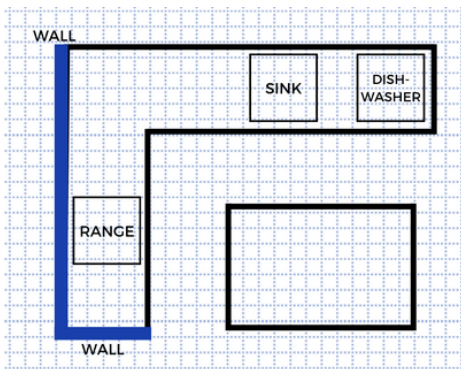
- 1** Draw a diagram of your countertop space on graph paper.



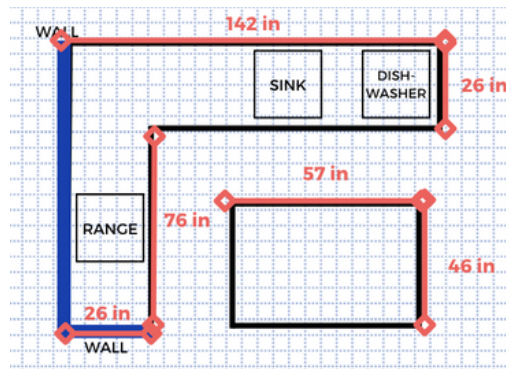
- 2** Include the spaces for your sink(s), cooktop or range, dishwasher(s), etc.



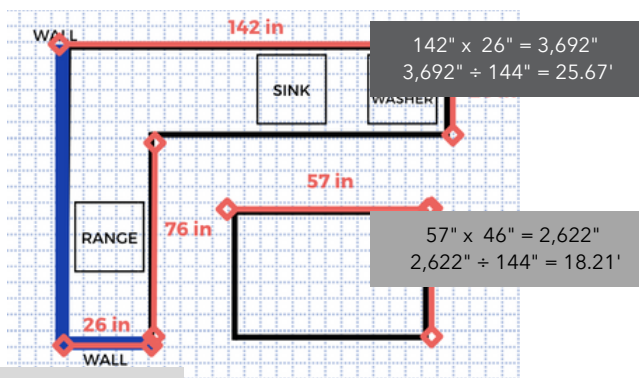
- 3** Indicate where the walls are in the space (if possible).



- 4** Measure the dimensions of each countertop section in inches, both length and depth. Round up all numbers to the nearest half-inch.



- 5** For each section, multiply the width by the length and divide by 144.



- 6** Once the square footage for each area is calculated, add them all together to calculate the final square footage.

25.67'

+

18.21'

+

13.72'

Total Square Footage 57.59'